


# The Gold Standard in Urology Ultrasound Imaging



## Premium Imaging Solutions for Urology

- Unparalleled Image Quality
- Innovative Quantum Technology
- Unique Triplane Prostate Imaging
- Exclusive Precision Biopsy Technique
- Comprehensive Range of Sterilizable Urology Transducers



# Advance Diagnostic Confidence with Premium Urology Imaging

High-end urology imaging with fully featured premium performance ultrasound systems and innovative Quantum Technology

## Exceptional Prostate Imaging

Quantum Technology offers advanced contrast resolution and gray scale maps for unparalleled prostate images. View real-time prostate images in sagittal and transverse planes for faster examinations and biopsy procedures. Perform tissue differentiation techniques such as HistoScanning™\*, and perform more confident biopsies using unique tri-plane transducer with simultaneous biplane and endfire imaging capabilities. Superior needle guidance with convenient sterile, single-use needle guides.

## Premium Kidney, Bladder and Testes Imaging

Superb image quality for advanced kidney imaging, measurement and biopsy. See anatomical details and variations, measure flow and find kidney stones. Visualize blood flow in testes and the penile arteries with highly sensitive color Doppler.

## Robotic-Assisted Surgery

Achieve control, precision and premium performance ultrasound imaging. High resolution imaging controlled directly from surgeon's console. Full command of system functions, including Doppler. Easy plug-and-play DVI for seamless integration of images into TilePro™<sup>1</sup>. Superior high resolution 2D, 3D and color performance. Unique 3D rendering and visualization in RAPN and RARP procedures.

## Ultrasound-Guided Prostate Interventions

Manage treatment of prostate patients with greater confidence using ultrasound guided prostate brachytherapy and cryotherapy techniques. Advanced imaging features, dedicated transducers, and measurement and calculation packages help differentiate, visualize and quantify tissue structures and changes more efficiently. Brachytherapy tools, including the biplane transducer and connection to planning systems, enable smooth workflow and more confident treatment.



### Prostate Transducers


Innovative transducers for superb prostate imaging.



### Kidney, Abdominal, Testis Transducers

Versatile transducers for outstanding abdominal imaging.

Advanced linear array transducers provide wide field of view.



### Robotic-Assisted Surgery Transducers

ProART (Drop-in) transducer gives superb control, maneuverability, and optimal acoustic contact. 3DART is the world's first high resolution 3D prostate transducer.



### Transducers for Ultrasound-Guided Therapies

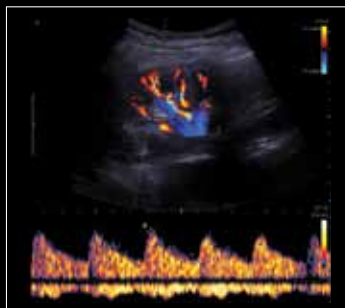
Designed for precision, convenience, and gold-standard prostate imaging.

<sup>1</sup> Trademark of Intuitive Surgical, Inc.

\* HistoScanning™ is not market cleared by the FDA for sale in the USA and not licensed by Health Canada

\*\* Not licensed by Health Canada

# Real Clinical Impact with High Resolution Imaging



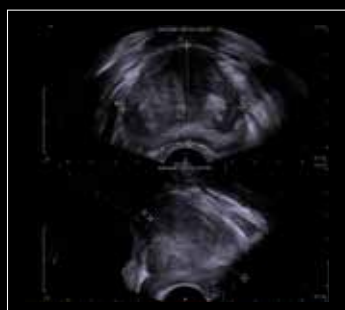
*PW Doppler of Renal Arcuate Artery*



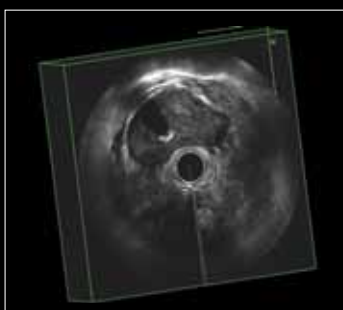
*Normal Renal Vasculature*



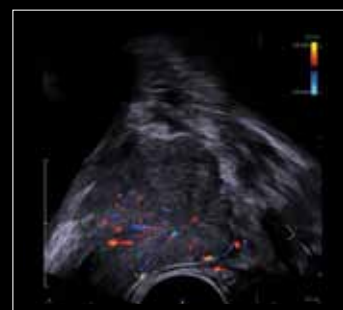
*PW Doppler of Right Renal Artery*



*Biometry Measurements of Prostate using Simultaneous Biplane Imaging*



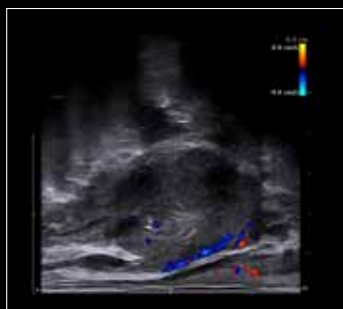
*3D Volume Acquisition of Prostate*



*Transverse Prostate with Color Doppler Imaging*



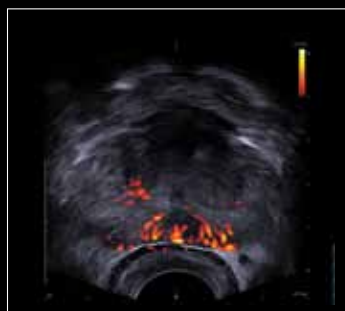
*Kidney with Solid Mass on Lower Pole*



*Flow in the Neurovascular Bundle with 3DART transducer*



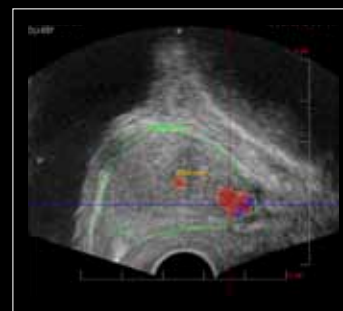
*Testicular Artery with PW Doppler*



*Transverse Prostate with Power Doppler Imaging*



*Hydrocele and Testis*



*HistoScanning™ of the Prostate*

*\* HistoScanning™ is not market cleared by the FDA for sale in the USA and not licensed by Health Canada*

# Acoustic and Clinical Innovators for Over 30 Years

Recognized as a global leader in the development of ultrasound systems designed for urology, BK Medical offers a versatile range of state-of-the-art imaging systems, Quantum Technology, and dedicated transducers to help enhance diagnostic confidence and advance the care of patients.



Quantum Technology



Flex Focus Family



ProFocus UltraView

System versions available: Flex Focus 800, Flex Focus 500, Flex Focus 400, ProFocus UltraView

## Sales Offices

### B-K Medical Benelux NV/SA

Generaal de Wittelaan 19/B  
2800 Mechelen, Belgium  
Tel: +32 1528 0600  
Fax: +32 1529 1025  
Email: info@be.bkmed.com

### B-K Medical Medizinische Systeme GmbH

Pascalkehe 13  
25451 Quickborn, Germany  
Tel: +49 4106 99 55-0  
Fax: +49 4106 99 55-99  
Email: info@de.bkmed.com

### B-K Mediale S.r.l.


Via Tulipani, 1  
20090 Pieve Emanuele MI, Italy  
Tel: +39 02 90 78 13 47  
Fax: +39 02 90 78 19 05  
Email: info@it.bkmed.com

### B-K Medical AB

Mångskärsvägen 9  
141 75 Kungens Kurva, Sweden  
Tel: +46 8-744 02 11  
Fax: +46 8-744 02 12  
Email: info@se.bkmed.com

### B-K Medical (UK)

11 Grove Park  
Waltham Road,  
White Waltham, Berkshire  
SL6 3LW United Kingdom  
Tel: +44 1628 825-770  
Fax: +44 1628 826-970  
Email: info@uk.bkmed.com

 BK Medical ApS, Mileparken 34, DK-2730 Herlev, Denmark. Tel.: +45 44528100 Fax: +45 44528199 Email: info@bkmed.dk

## Innovative Solutions for Life

Analogic Corporation creates innovative technology to improve the health and enhance the safety of people around the world. We are committed to providing ultrasound solutions under the BK Medical brand name that advance medicine and save lives.



### Analogic Corporation - Headquarters USA

8 Centennial Drive, Peabody, MA 01960  
T. 978-326-4000  
analogic.com

### BK Medical - Sales and Service USA

8 Centennial Drive, Peabody, MA 01960  
T. 978-326-1300  
bkmed.com

### BK Medical - Europe and Rest of World

Mileparken 34, DK-2730, Herlev, Denmark  
T: +45 4452 8100  
F: +45 4452 8199  
bkmed.com

The name Analogic is a registered trademark of Analogic Corporation. The globe logo is a trademark of Analogic Corporation.