



Nazca

POP Repair System

Restoring the quality of life

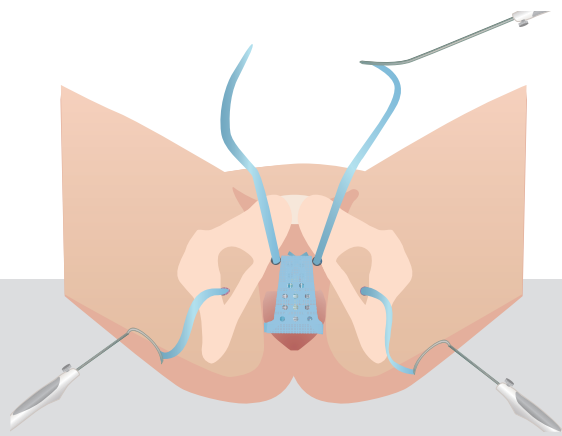
EFFICIENT PROCEDURE
FOR PELVIC ORGAN PROLAPSE REPAIR

Promedon
— People + Innovation

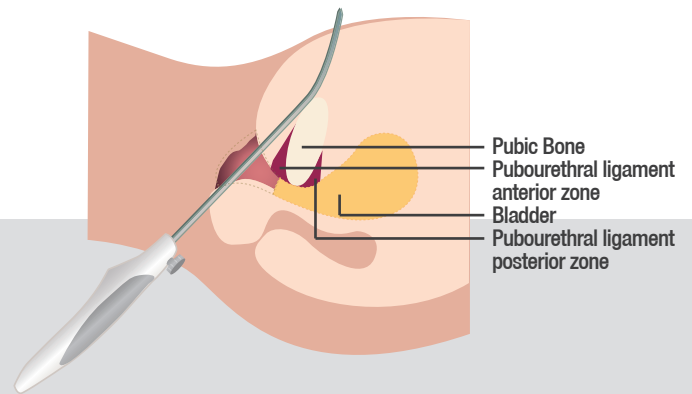
Solve two problems with one simple procedure

Prolapse + SUI Combined Control

Nazca TC Prepubic Approach
+ Transobturator Approach



Nazca TC Prepubic Approach



Nazca TC

POP Repair System

ANTERIOR PROLAPSE REPAIR



Complete approach: combined control of prolapse and SUI

- Prepubic approach can be performed with Nazca TC allowing both prolapse and SUI repair since the mesh has arms that are specially-designed to reinforce the pubourethral ligament.
- The implant design also allows control of central and lateral defects.

Improved mesh design

- The mesh has four fixation points: two prepubic anchoring arms and two transobturator arms.
- Macro holes in the central area of the mesh promote better tissue integration.
- Anterior arms of the central mesh support the midurethra.
- Uniquely designed joint of the central mesh and posterior arms also contributes to correction of lateral defects.
- Optimal elasticity of anchoring arms.

Prepubic and transobturator needle system

- One 3.5 mm diameter prepubic needle with ergonomic handle for insertion movements.
- Two 3.25 and 4 mm-differential diameter semicircular transobturator needles with ergonomic handle for rotational movements.

Nazca POP Repair System provides a comprehensive and time-saving approach for pelvic floor restoration by also contributing to the treatment of SUI associated with cystocele.

Simple and efficient surgical technique


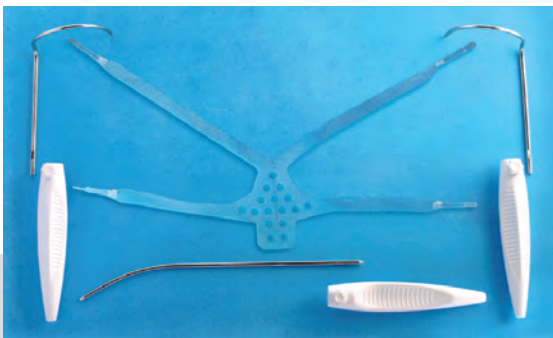
- Reduced surgery time.
- Short learning curve.
- Simple and precise transfer of the anchoring arms: no plastic sheaths are needed.
- Optimal clinical and functional results.
- Simplified tension-free system.

Improved tissue integration

- Macroporous polypropylene mesh.
- 6 mm macro holes in the central area of the mesh promotes tissue in-growth and minimizes erosion and exposition risk.
- No mesh shrinkage in central area.

Anatomically-designed needle system

- Minimally invasive needles enable easy and accurate placement.
- The handle's ergonomic design provides optimal control over the needle's insertion.



Nazca R


POP Repair System

POSTERIOR AND VAGINAL VAULT PROLAPSE REPAIR




Rectocele and vaginal vault prolapse repair

- Nazca R is designed to restore normal anatomy in patients with rectocele and vaginal vault prolapse through infracoccygeal sacropexy.



Improved Mesh Design

- Mesh has two fixation points: two posterior anchoring arms.
- Macro holes in the central area of the mesh promote better tissue integration.



Needle system for infracoccygeal sacropexy

- Two 3.25 and 4 mm-differential diameter semicircular needles.
- Ergonomic handles for insertion movements that allows good maneuverability with minimum invasiveness.

ORDERING INFORMATION

Nazca TC

Order Number: KIT - NAZCA TC

1 Nazca TC Mesh

2 TOT Needles

1 Prepubic Needle

Nazca R

Order Number: KIT - NAZCA R

1 Nazca R Mesh

2 Posterior Needles

B-90-01 (05) / 15-NOV-2016

CE 0197

Promedon
— People + Innovation

www.promedon.com

1) Paulo Palma & Cassio Riccetto & Alessandro Prudente & Fernanda Dalphorno & Carlos Delroy & Rodrigo Castro & Marcos Tcherniakovsky & Marcia Salvador & Paul Bartos & Mario Paladini & Biagi Adile & Antonio Cianci & Sebastiano Bandiera. Monoprosthesis for anterior vaginal prolapse and stress urinary incontinence: midterm results of an international multicentre prospective study. *Int Urogynecol J.* 07 June 2011. DOI 10.1007/s00192-011-1481-5

2) R. Siniscalchi, P. Palma, C. Riccetto, L.C. Maciel, G. Ens e I. del Fabbro. Sección Urología Femenina, División Urología, Facultad de Ciencias Médicas de la Universidad Estadual de Campinas, Unicamp, Sao Paulo, Brasil. Efectos biomecánicos de la inclusión de orificios facilitadores de la integración en mallas de polipropileno monofilamento: estudio experimental. *Actas Urol Esp.* 2011;35(10):599---604. 18 de junio de 2010. doi: 10.1016/j.acuro.2011.06.014

3) Adile Biagio 1, Gugliotta Giorgio 1, Adile Giorgio 2, Lo Verso Laura 2, Sommatino Francesco 3, Scurria Salvatore 3. 1 Uro-gynecology Unit, Azienda Ospedaliera "Ospedali Riuniti Villa Sofia - Cervello", Palermo, Italy Uro-gynecology Unit, Azienda Ospedaliera "Ospedali Riuniti Villa Sofia - Cervello", Palermo, Italy. Department of Gynecology, Obstetrics and Pathophysiology of human reproduction, A.O.U.P. "Paolo Giaccone" - University of Palermo, Palermo, Italy. Department of Gynecology, Obstetrics and Pathophysiology of human reproduction, A.O.U.P. "Paolo Giaccone" - University of Palermo, Palermo, Italy. 2 Urology section, Department of Internal Medicine, Cardiovascular and Nephro-urological diseases, A.O.U.P. "Paolo Giaccone" - University of Palermo, Palermo, Italy. 3 Urology section, Department of Internal Medicine, Cardiovascular and Nephro-urological diseases, A.O.U.P. "Paolo Giaccone" - University of Palermo, Palermo, Italy. Monoprosthesis for simultaneous correction of stress urinary incontinence and cystocele: A 3-year follow-up. *Urologia.* April 16, 2012. Doi: 10.5301/RU.2012.9381